



Expo Summit India 2011

3rd International Conference on Indian Exhibition Industry


Organized by
MANCH Communications
27-28 May, 2011, New Delhi

By
Ali M. Shervani
Partner
Consigliori Consultants



Indian Economy-World is Bullish

- Post liberalization Indian economy has achieved steadfast growth
- India is poised to grow at 9 % (approximately)
- Even the perfect storm (global recession) could not stop the Indian growth story
- Indian growth story has strong internal demand
- Service sector responsible about 60 % of the GDP growth



Private Equity-Lighter Vein





PE Funds In India

- PE funds in India are a relatively newer concept.
- PE funds need to work more closely with the industry in educating about the value propositions.
- PE funds have been one of the contributors for growth of various industries.
- PE investments provides capital for expansion, new products & service development etc.



PE Funds In India

- PE funds has always provided growth opportunity for the service industry.
- Positive Macro economic conditions makes India a preferred destination for global investors
- 120 PE funds are seeking to raise US\$ 34 Billion in 2011, bulk of the capital will come from off shore investors



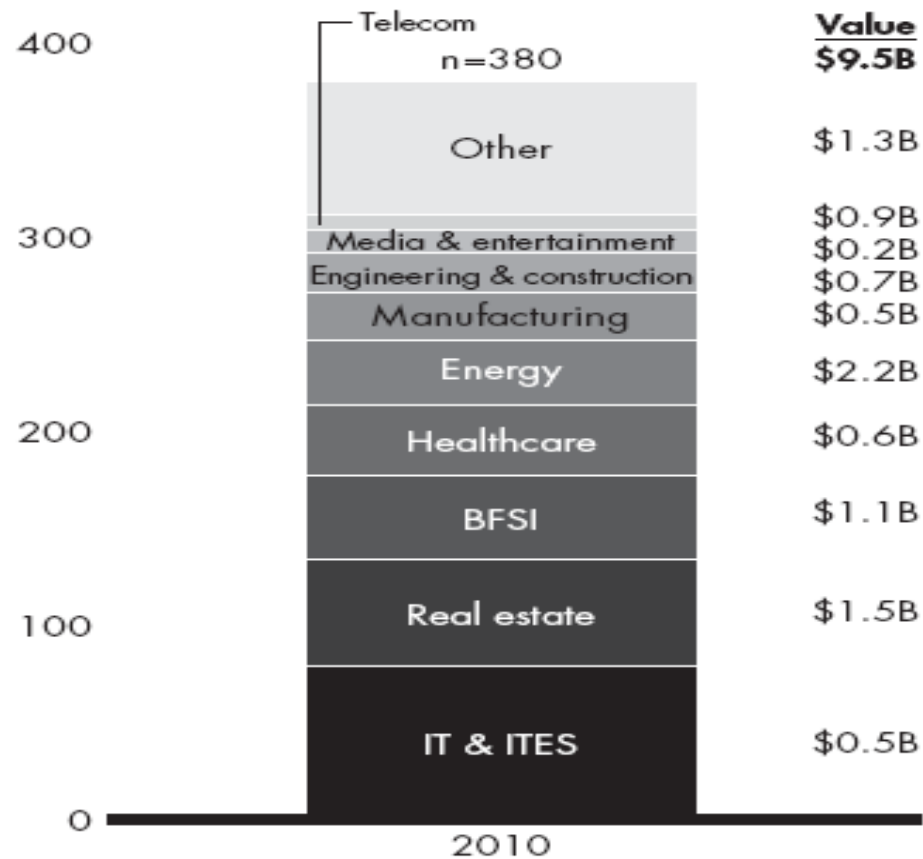
PE Funds In India

- PE funds are looking for promoters with great ideas for an EM economy.
- PE funds are looking for opportunities where competition is less hence more room for bargain.
- PE deals in India are small with average deal size of US\$ 24 Million.



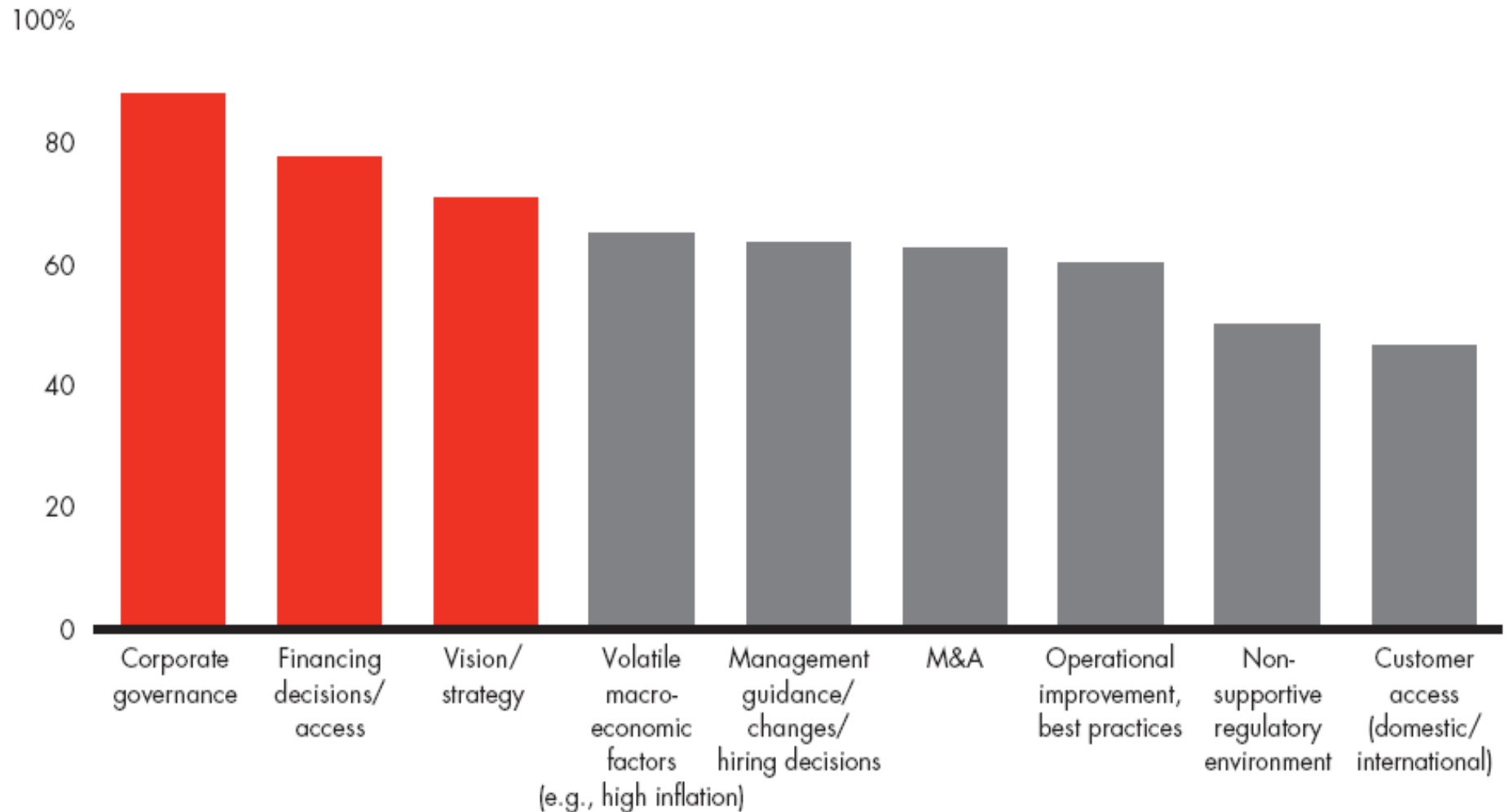
PEVC Investments in India-2010

Annual VC/PE investments in India
(number of deals)



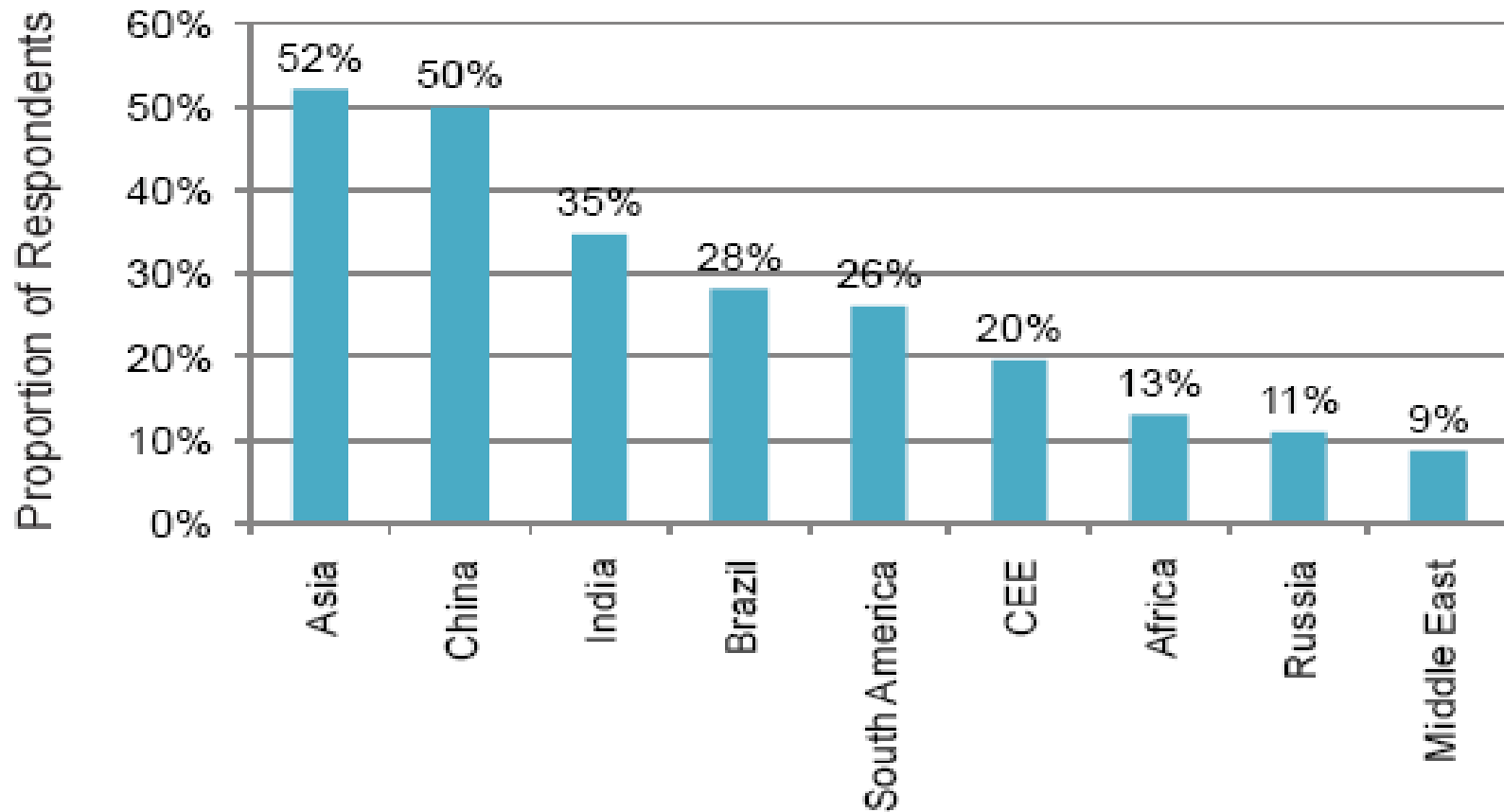
Source: IVCA-Bain Report 2011

Promoters looking for in PE funds



Source: IVCA-Bain Report 2011

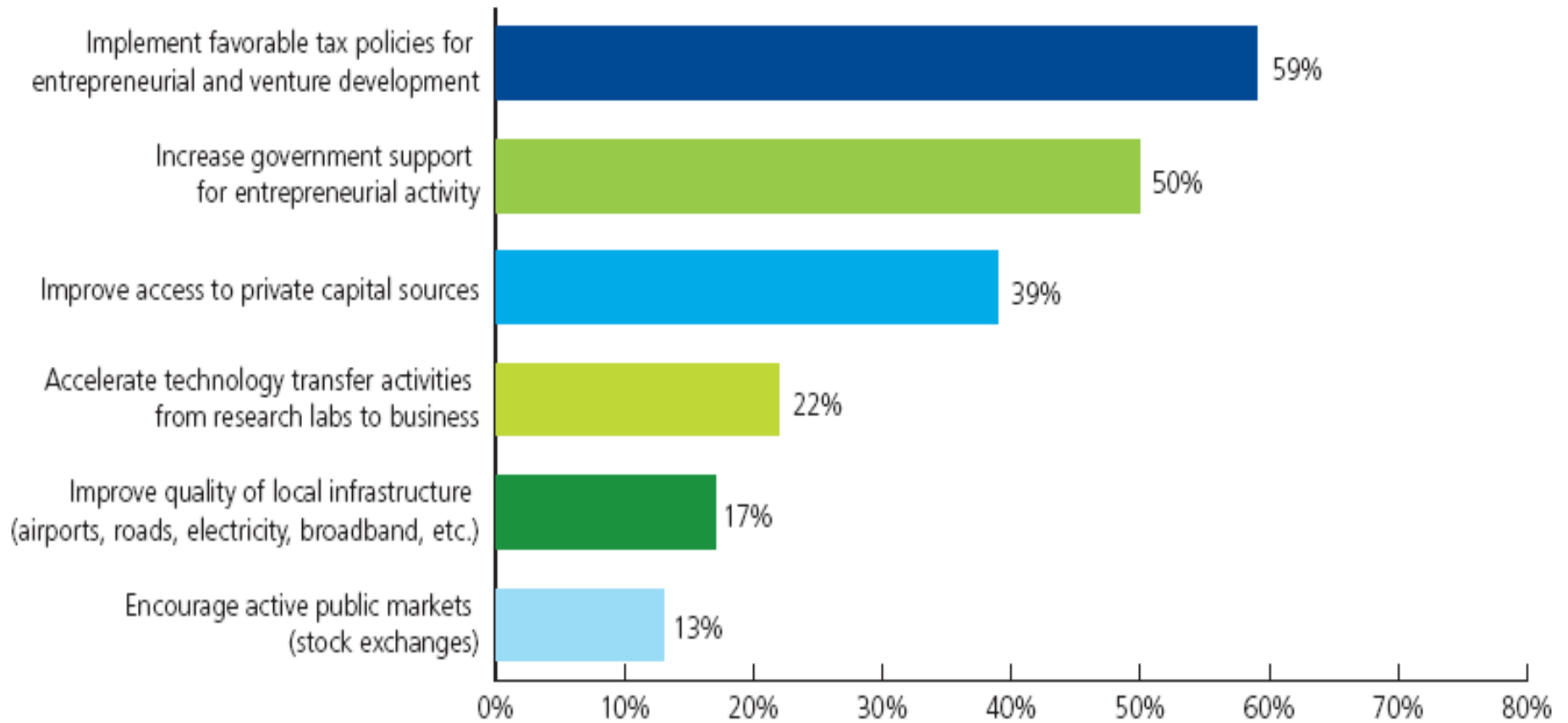
Regions & Countries Offering Investment Opportunities in Current Financial Climate



Source: Preqin Investor Outlook PE, 2011



Regulatory Actions Required to facilitate Investments in Innovative Industries



Source: Deloitte-Global Trends in Venture Capital



VC PE Fund & FVCI investments

Particulars	as on March 31, 2010 (Rs. in Crore)			as on Dec 31, 2010 (Rs. in Crore)		
	VCF	FVCI	Total *	VCF	FVCI	Total*
Sectors of Economy						
Information technology	563	2787	3103	533	3016	3319
Telecommunications	777	6199	6532	858	7145	7469
Pharmaceuticals	568	1089	1442	460	985	1325
Biotechnology	228	188	329	187	140	289
Media/ Entertainment	584	763	883	802	701	1006
Services Sector	902	2157	2327	1215	2039	2677
Industrial Products	875	1451	1672	783	886	1355
Real Estate	5584	3397	7473	8155	3107	9783
Others	8192	10863	15288	10029	15223	20637
Total	18273	28894	39051	23022.7	33241.3	47859
	*excludes Rs.8116 crore of FVCI investments through			*excludes Rs.8405 crore of FVCI investments through		

Source: www.sebi.gov.in



Thank You

Ali M. Shervani
Partner

Consigliori Consultants

Email: ali.shervani@gmail.com

Skype: alishervani

Cell: +919871007176

Off: +911141633664